

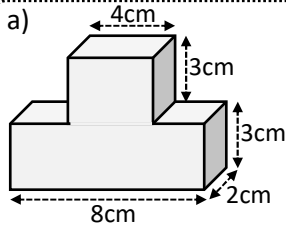


Name: _____

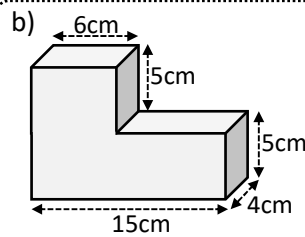


Practice questions: Calculate the surface area of these 3D shapes

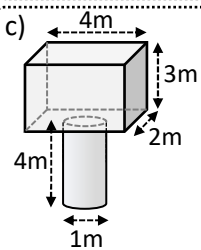
Diagrams not drawn to scale



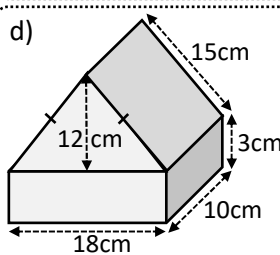
128cm²



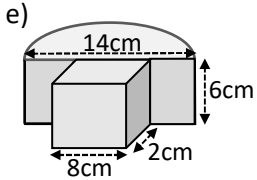
410cm²



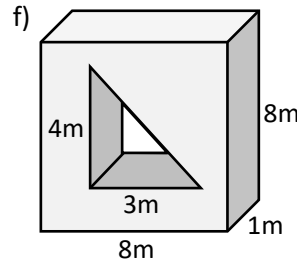
64.57m²



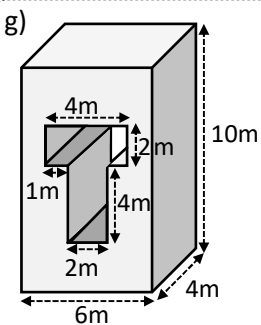
864cm²



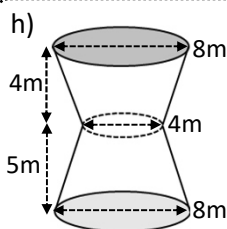
369.88cm²



160m²



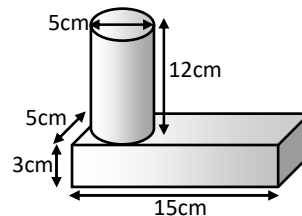
296m²



286.34m²

Exam question:

Calculate the surface area of the shape shown
Leave your answer correct to 1 decimal place



458.5cm²

